

Supplementary material for LHCb-PAPER-2015-007

Figures 1 and 2 show the projections of the invariant mass fits for TOS and TIS-only subsamples combined.

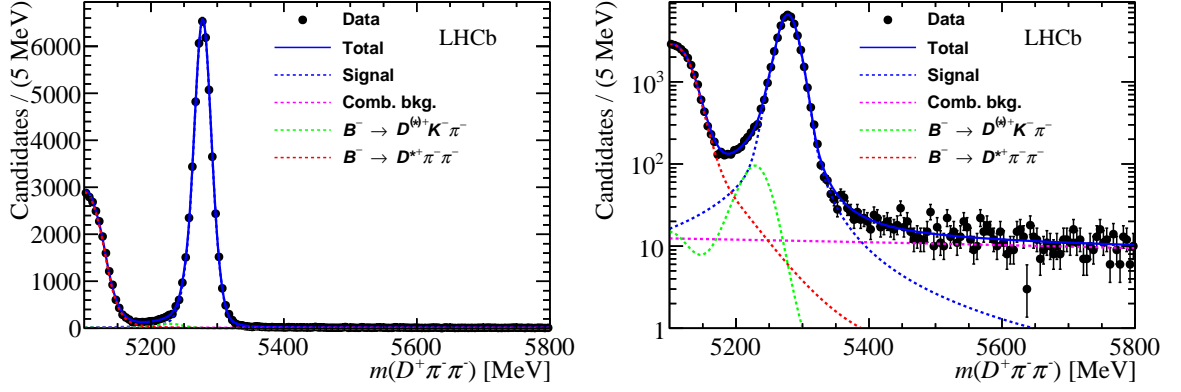


Figure 1: Results of the fit to the $B^- \rightarrow D^+ \pi^- \pi^-$ candidate invariant mass distribution for the TOS and TIS-only subsamples combined. (Left) linear and (right) logarithmic scale.

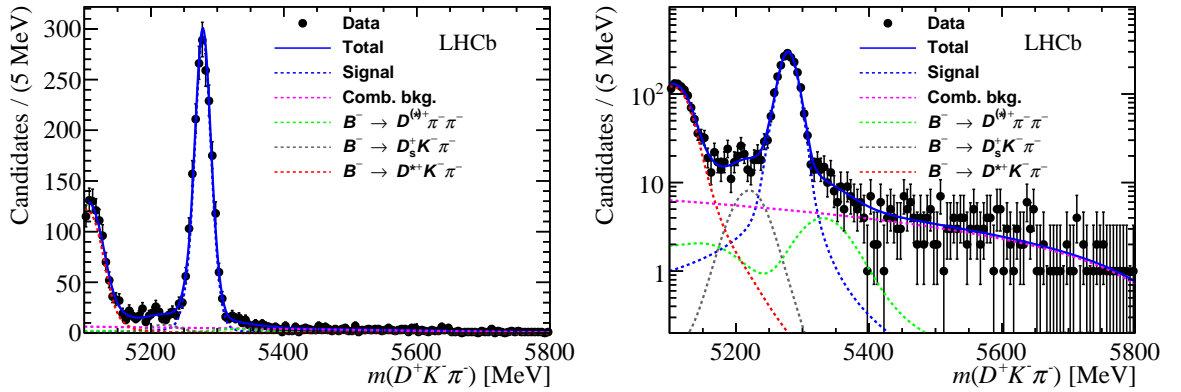


Figure 2: Results of the fit to the $B^- \rightarrow D^+ K^- \pi^-$ candidate invariant mass distribution for the TOS and TIS-only subsamples combined (Left) linear and (right) logarithmic scale.

Fig. 3 shows the Legendre-polynomial weighted moments for the full $(D^+ \pi^-)$ mass distribution.

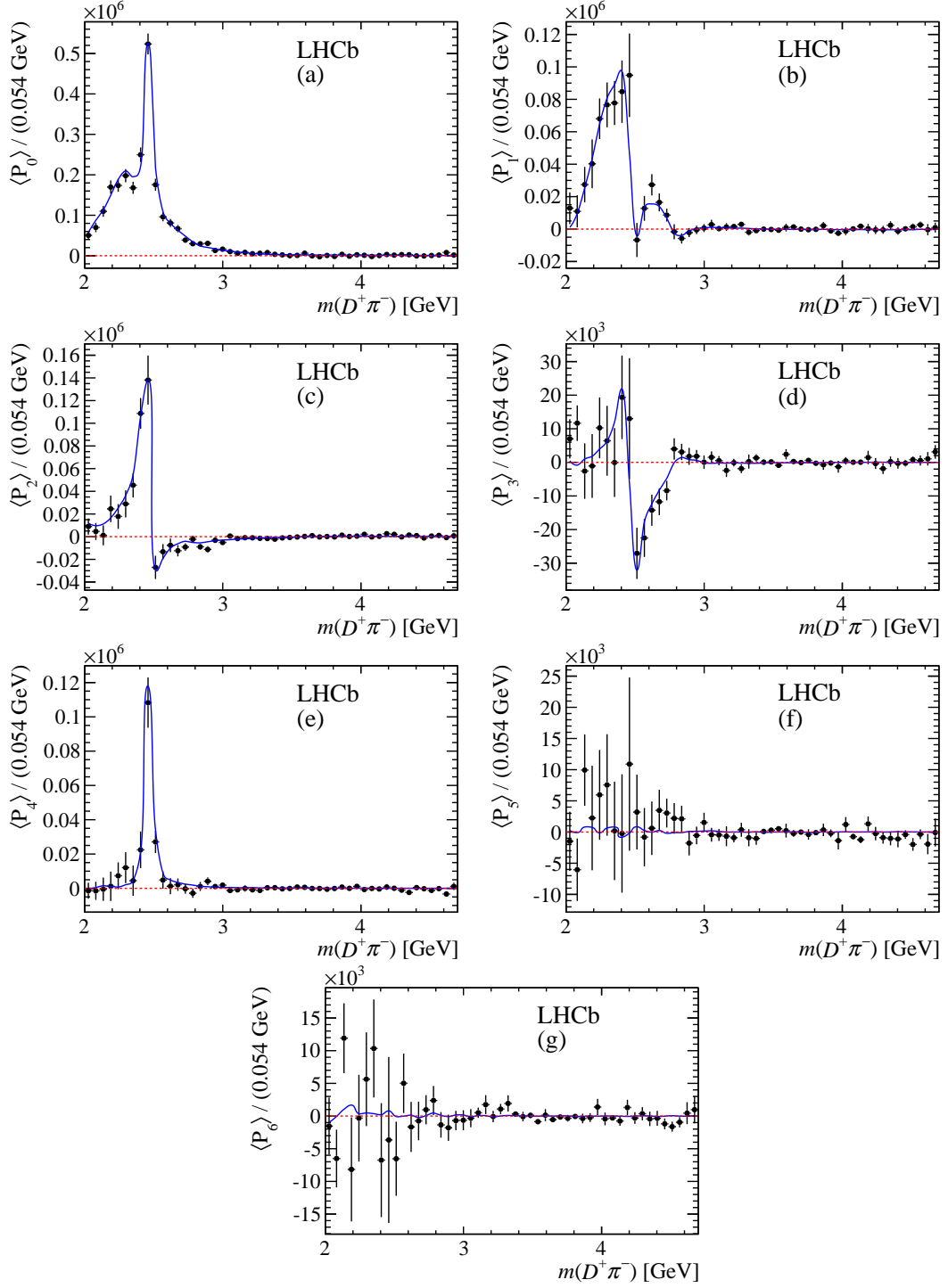


Figure 3: The first seven Legendre-polynomial weighted moments for background-subtracted and efficiency-corrected $B^- \rightarrow D^+ K^- \pi^-$ data (black points) as a function of $m(D^+ \pi^-)$. The blue line shows the result of the DP fit.